

sinto **FOUNDRY INTEGRATION**

for the Better



OMEGA



COOLER CLASSIFIER SAND RECLAMATION

Available in nine models ranging from 1-30TPH, the Omega Sinto cooler classifier's high-efficiency heat exchanger cools the sand down to within 60C of the inlet water temperature whilst simultaneously removing fines.


GAMMA LOW LEVEL RANGE SAND RECLAMATION

Gamma low-level range combines with a floor mounted shakeout, allowing installation without the need for deep foundations or pits, and using wear-resistant heavy-duty deck for 4-stage scrubbing attrition unit



OMEGA 300 SERIES SAND MIXER

Using tungsten carbide tipped half-moon blades, our continuous mixer prepares sand quickly and efficiently with easy opening door for accessible maintenance and cleaning.

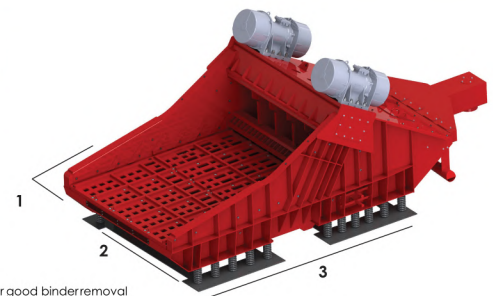




DIMENSION GAMMA LOW LEVEL RANGE SAND RECLAMATION

OMEGA LL RECLAIMERS

Model	Throughput (TPH)	DeckArea (mm)	DeckLoad (kg)	Loading Height (mm)	Power (Kw)
LL6	6	1260 x 1270	1000	625	8.7
LL9	9	1500 x 1500	1500	585	8.7
LL12	12	2000 x 2000	3000	675	13.26
LL15	15	3000 x 2500	5000	855	25



HEAVY DUTY DECK
Long life, wear resistant deck
Hardox™ wear resistant bars



FLOOR LEVEL
Low level design makes loading easy
Good access for casting removal
Can be fed directly from cooling line



4-STAGES CRUBBING
4 levels of screening for good binder removal
Easy screen removal
2 clean-outdoors for flash removal and maintenance

DIMENSION COOLER CLASSIFIER SAND RECLAMATION

OMEGA COOLER CLASSIFIER

Model	Water (lhr/min)	Water (gpm)	Fan (m ³ /hr)	Extraction (m ³ /hr)	Power (Kw)
G1	126	27	1000	1600	4
G3	252	54	1400	2200	7.5
G6	492	108	2500	3200	15
G9	744	163	4500	5500	22
G12	768	168	5000	6400	30
G15	960	211	6400	8000	30
G20	1260	282	9300	11000	45
G24	1602	352	10000	13000	60
G30	1920	422	12800	16200	60



INLET MESH DROP-OUT AREA
Prevents oversize particles and
metallics from entering the fluid
bed Hinged door for screen
inspection and cleaning



HIGH EFFICIENCY HEAT EXCHANGER
Excellent heat transfer properties
Zero corrosion Sand cooled to within
6 degrees of water inlet temperature




MAGNETIC GAUGE
Accurately shows negative pressure
inside cooler At-a-glance performance
indicator Enables precise fines removal

DIMENSION OMEGA 300 SERIES SAND MIXER

OMEGA 300 SERIES

Model	Throughput (TPH)	Reach (mm)
303P	3	680
305P	5	1515
310P	10	1690
320P	20	1965
335P	35	2040
345P	45	2320
360P	60	2605



PORTABLE MIXER
For mixing speciality sands in different locations



EASY OPENING DOOR
Heavy duty design
Good access for maintenance and
cleaning Safety key protected



HALF MOON BLADE
Full set of tungsten carbide
tipped blades
Easy bolt-on design
Variable 'Hold-Back' blades



AIR ASSIST
Individually adjustable pressures
Keeps inlet nozzles clean
Helps to atomise the chemicals
Fitted with 3-way calibration valve



DON'T WASTE SAND RECYCLE IT!
With unrivalled Omega Thermal Reclamation Technology
Omega Sinto have thermal reclamation plants ranging from 0.25 - 12TP
and incorporate our patented 'dead bed' technology and heat recovery system
making them the lowest maintenance thermal on the market

